12 TRICKS TO GOOD-LOOKING FLOW METRICS

A TASKTOP 2022 CALENDAR



Get help from the pros at flowframework.org/flow-institute

TASKTOP®

#1

Design Workflows with Only Active States



Eliminating wait states is a pro move. You'll be able to assure your customers that "someone is working on it." And it's guaranteed to make you look like a top-performer with 100% Flow Efficiency.

#2

Work Exclusively on Putting Out Fires

Your leaders will be so dazzled by your super-fast Flow Time, they won't notice that it's only for fixes.



#3

Show Twenty Metric Widgets at a Time

When your dashboards look like an aircraft cockpit, people will think you have everything under control.

#4

Measure Teams of Three People Max

The smaller the team, the better the flow. Lob off the time it took to get the work onto your board — that's not on you!

#5

Choose a New Methodology before Understanding What You're Trying to Fix

TASKTOP®

#6
Present Important-Sounding Data

Insights are for newbies who can't interpret the data themselves. Your leaders will appreciate you letting them figure out the "so what" on their own.

#7

Track Flow to Activities Instead of Outcomes

Don’t mention it takes you nine months to patch a vulnerability. Instead, keep the focus on proxy metrics and bask in the glory of an OKR met!

#8

Create Separate Metrics for Tech and the Business

#9

Obfuscate Problem Areas by Using Averages

It's always a good call to talk about averages when dealing with datasets from very different value streams.
You'll look smarter by keeping the focus away from problem areas.

#10

Ignore Warning Signs Until You've Measured a Full Year

#11

Be Prepared to Cast Doubt in Case You're Challenged

I'm concerned about our data hygiene

TASKTOP®

#12

If You Don’t Like Your Metrics, Reorg!

This is a great opportunity to start from a clean slate. After all, you can't be held accountable for the flow under the old structure!