



Accelerated EA  
Initiatives:

# Find your way through 5 common use cases

## OPINION PAPER

It's an every day occurrence: enterprise, business, and solution architects are asked to see the forest for the trees and quickly find their way through vital corporate initiatives such as merger and acquisition, application rationalization, and business restructuring. Grab your (enterprise) map and lead confidently through these five common use cases.





## Do you know what's around the corner?

If you're working in Enterprise Architecture or Tech Innovation, then you're likely to be under pressure on a daily basis to meet the challenges of digital transformation. Today, your senior executives are expecting you to be leading continuous innovation—to be adaptive and to anticipate—and not to be reactive or behind the curve. You need to quickly map your way to results.

As your enterprise evolves, your senior management may present you with multiple complex initiatives, and you'll be expected to deliver results and show value almost immediately.

Some of the initiatives you are asked to accelerate include:

- Mergers / acquisition
- Business restructuring
- Application rationalization
- IT modernization
- GDPR compliance

Quickly see your way to the other side of digital transformation initiatives. The answer to handling these use cases is consistent: with a visual, real-time map of your enterprise, you can better understand impacts, dependencies, and the complexity of relationships across your business and IT environments. The following use cases can be managed with an enterprise portfolio management solution.



## USE CASE: IT modernization with technical migration

Imagine, as an IT manager, that a vendor tells you that one of the technologies used in your IT system will no longer be supported.

What will be the impact on your IT systems? The kind of impacts you'll probably consider include:

- Which applications will be obsolete?
- Which departments will be impacted?
- Which business and internal capabilities and processes will need to be adapted?
- What about the other systems that these applications interact with and exchange data? These applications may be impacted by problems during the migration. And of course, this will impact your business.

These seem like simple questions, but the answers are not that easy to extract from traditional Enterprise Architecture tools—especially in a format that can easily be used to present impacts to senior executives in your enterprise.

An ideal solution would be to use a collaborative application, which allows everyone in the company to contribute to the creation of a “Wikipedia” of the enterprise: an application that shows all of the portfolios your company uses, from technical portfolios such as applications and systems, technologies, deployment sites or servers, to business portfolios such as your company’s strategies, capabilities, and your organization.

Utilizing an enterprise map of your organization, you can identify:

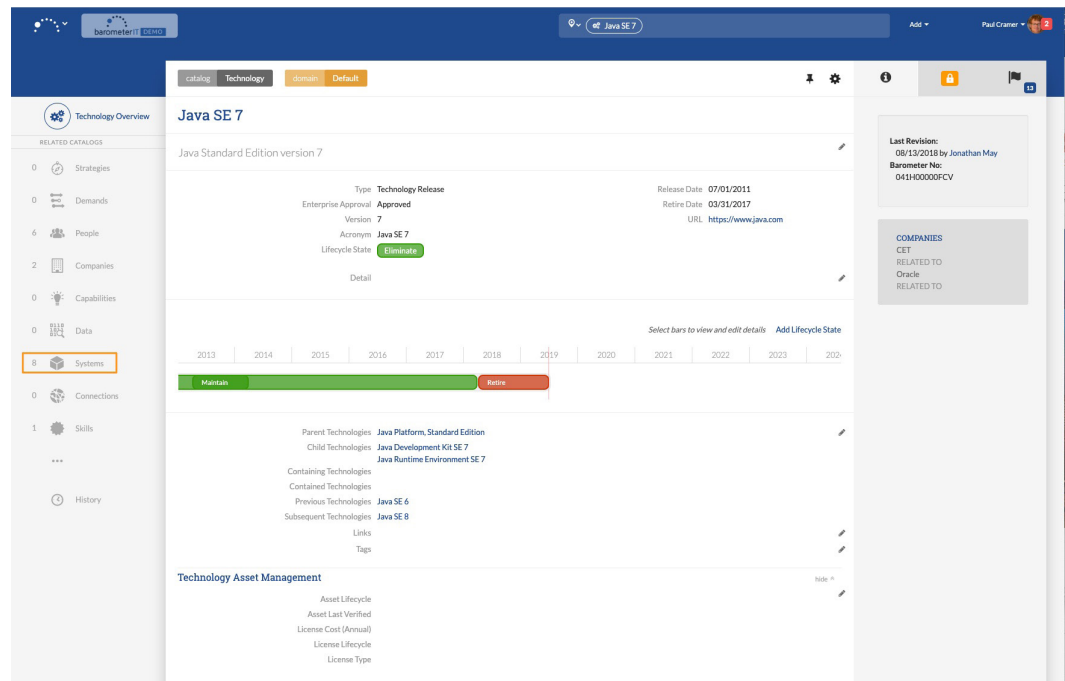
- All the applications, users, and projects within a specific initiative type
- Which departments or groups adhere / don’t adhere to compliance rules
- Links between applications, departments, and portfolios

With this IT modernization use case, you could identify that this technology is currently used by eight of your IT system’s applications—and that some of these applications belong to your core IT system.

Obtain a simple list of all the applications in your IT system which would be impacted in one way or another after the IT modernization. Quickly understanding the relationship between these eight applications and other applications in your IT system helps you to anticipate which other departments in the enterprise could be impacted because they use these applications.

Then, obtain a list of all the applications in your IT system which exchange information with the impacted application after the technical migration. Associations between the applications and business and internal processes, as well as interactions between these applications and other applications in the enterprise-wide IT systems, allow you to distinguish between applications that are only occasionally impacted on a secondary level and those for which the technology migration would have a major impact.

Collaboration and crowdsourcing can drive a secure and comprehensive impact analysis, controlling the risks associated with an IT modernization initiative, and saving time on the analysis of the IT migration.





## USE CASE: Mergers and acquisitions

As an IT Manager, what are the business and IT impacts of a corporate disposal?

Imagine that you're the IT manager of a financial services company and you're told that the retail banking arm of your company is going to be sold off.

Immediately, your mind goes to:

- What will be the impact on our IT systems?
- Which applications, used by this department, will no longer be used?
- Which other departments use the same applications?
- With which other systems do these applications share information?

As you and your organization know, the answers to these simple questions aren't that easy to extract. But...

Now imagine you have a collaborative solution which allows everyone in the company to contribute to the creation of a "Wikipedia" of your enterprise. You can view all the portfolios your company uses, from technical portfolios such as applications and systems, technologies, deployment sites or servers, to business portfolios such as your company's strategies, user processes, the products you market, and your organization.

Utilizing an enterprise map of your organization, you can identify:

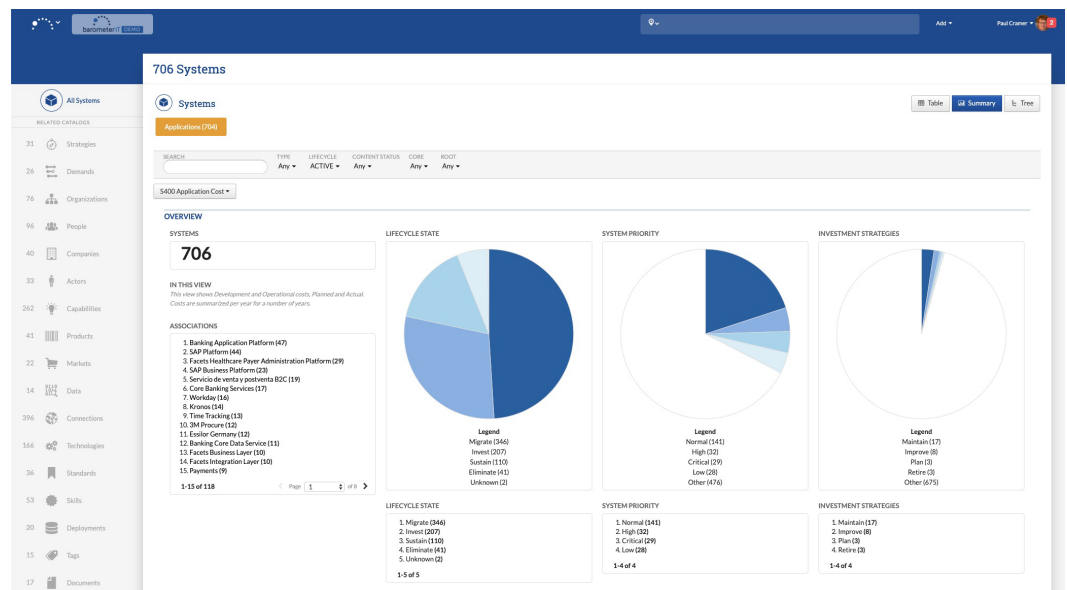
- All of the applications, users, and projects within an initiative type
- Which departments or groups conform / don't adhere to compliance rules
- Integral links and relationships between applications, departments, and portfolios



With this merger and acquisition use case, you could quickly identify, for example, that the products in question are supported by eight applications in your IT system—and some of these applications belong to your IT core system.

Have a clear understanding of the relationship between these eight applications and the other applications in your IT system—because they all communicate. Without visibility, this interchange can result in great risk for breakage, system failures, and loss of data.

With a regular practice of crowdsourcing and collaborative efforts, business and IT systems are brought closer together. With a comprehensive impact analysis to your organization, you can control the risks associated with the sale of the business, and save time on the analysis of this merger or acquisition.





## USE CASE: Business restructuring, with a change in executive management

Imagine that you're an IT manager and you're told that a new department manager has just been hired.

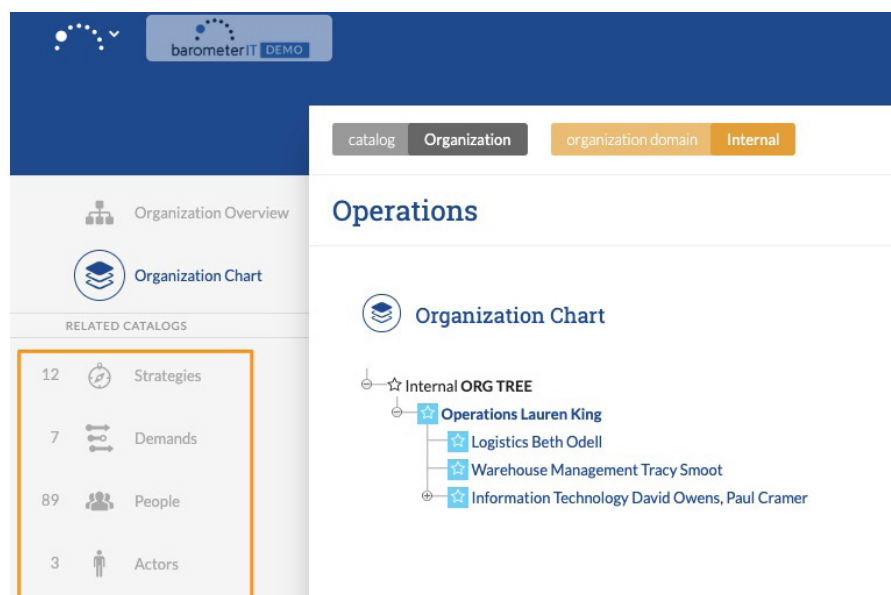
You'll need to provide an overview of the IT department, that's likely to include:

- A full-visibility snapshot of the IT department
- An indication of the health of your application portfolio
- A view of your applications and the interactions between them
- An overview of your current project portfolios and their strategic alignment with the corporate strategy of the enterprise

The ability to visually display all portfolios used by your company would be one way to quickly provide new management with a strategic overview. This can include all types of portfolios: technical portfolios such as applications and systems, technologies, deployment sites or servers, through to business portfolios such as company strategies, user processes, the products you market, and even compliance within your organization.

A dashboard is valuable for providing the new head of IT with a summary report on portfolio health in one glance. Looking at the application portfolio, for example, can show application compliance against your set rules.

The architecture of your application platform is important to communicate: how it links with other portfolios, any new projects that are linked, and linked business processes. Providing a comprehensive, visual map of the relationship between your applications—the relationships between the banking platform, the company strategies and new projects, for example—ensures greater risk management of changes in your IT architecture and guarantees data quality, plus the insight new management will require.



## USE CASE: Application rationalization

Imagine, as an IT manager, you need to add a new ERP with customer invoicing functionality. Fundamental questions that need consideration include:

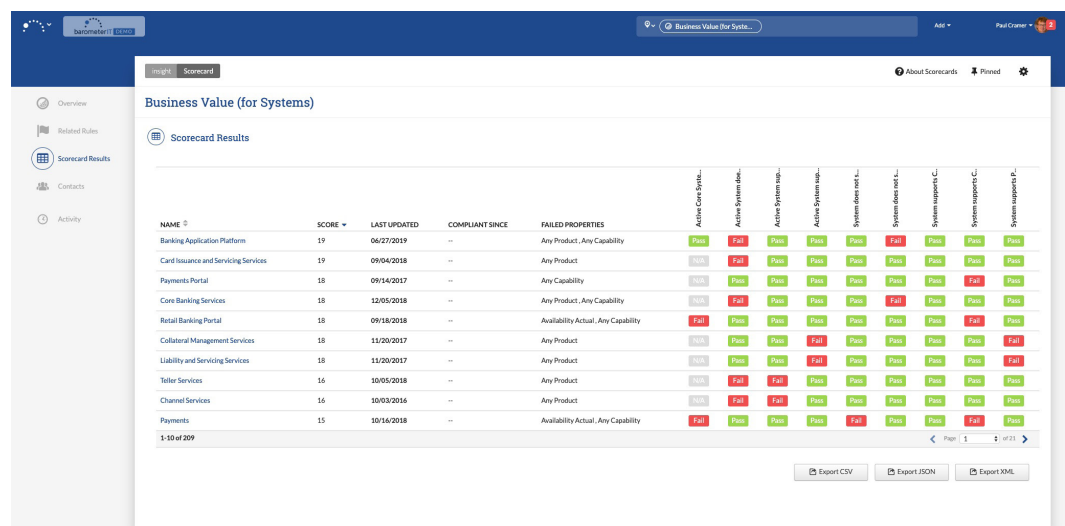
- The impact on your IT systems
- Which applications, providing the same functionality, will be redundant?
- Also, with which other systems do these redundant applications exchange information?
- Which other departments using this invoicing functionality will be impacted?

These sound like fairly easy questions to answer, right? But how would you go about it using your existing Enterprise Architecture tools?

What about the idea of a “Wikipedia” of the enterprise, in which everyone can contribute to its creation? And an application that shows you all of the portfolios your company uses, from technical portfolios such as applications and systems, and technologies, to business portfolios such as strategies, capabilities, and your organization.

In the case of a new ERP, it is important to understand where capabilities like customer invoicing and compliance sit in the global hierarchy of all the enterprise’s capabilities, as well as the applications that support them.

With a visual map of your enterprise, you can very quickly assess the impact of retiring applications when you add a new ERP. This is Enterprise Architecture for the digital transformation era—it’s secure, comprehensive, and allows you to save time and manage risks. You’ll have secure data to help you make decisions quickly and with confidence.



NAME	SCORE	LAST UPDATED	COMPLIANT SINCE	FAILED PROPERTIES	Active Core System	Active System Abn...	Active System Imp...	Active System Imp...	System does not L...	System does not L...	System supports C...	System supports C...	System supports P...
Banking Application Platform	19	06/27/2019	--	Any Product, Any Capability	Pass	Fail	Pass	Pass	Pass	Fail	Pass	Pass	Pass
Card Issuance and Servicing Services	19	09/04/2018	--	Any Product	Pass	Fail	Pass	Pass	Pass	Pass	Pass	Pass	Pass
Payments Portal	18	09/14/2017	--	Any Capability	Pass	Pass	Pass	Pass	Pass	Pass	Pass	Fail	Pass
Core Banking Services	18	12/05/2018	--	Any Product, Any Capability	Pass	Fail	Pass	Pass	Pass	Fail	Pass	Pass	Pass
Retail Banking Portal	18	09/18/2018	--	Availability Actual, Any Capability	Fail	Pass	Pass	Pass	Pass	Pass	Pass	Fail	Pass
Collateral Management Services	18	11/20/2017	--	Any Product	Pass	Pass	Pass	Fail	Pass	Pass	Pass	Pass	Fail
Liability and Servicing Services	18	11/20/2017	--	Any Product	Pass	Pass	Pass	Fail	Pass	Pass	Pass	Pass	Fail
Teller Services	16	10/05/2018	--	Any Product	Pass	Fail	Fail	Pass	Pass	Pass	Pass	Pass	Pass
Channel Services	16	10/03/2016	--	Any Product	Pass	Fail	Fail	Pass	Pass	Pass	Pass	Pass	Pass
Payments	15	10/16/2018	--	Availability Actual, Any Capability	Fail	Pass	Pass	Pass	Fail	Pass	Pass	Fail	Pass



## USE CASE: GDPR compliance

Imagine that your manager asks you to explain the impact of EU General Data Protection Regulation legislation on your company's IT systems.

The main questions you're likely to be asked are:

- What data will be affected by this new regulation?
- What's the impact on your IT systems?
- Which applications will be impacted?
- Also, with which other systems do applications exchange information

How easy is it for you and your team to map these answers quickly using existing Enterprise Architecture tools? And how will you manage changes in your IT systems that are linked to this new legal framework?

Using a collaborative Enterprise Architecture tool that generates a Wikipedia of the enterprise shows you all the portfolios your company uses, from technical portfolios such as applications and systems, and technologies, to business portfolios such as company strategies, capabilities and your organization.

Your ability to view the portfolio and specifically the data managed by your enterprise, including sensitive data such as Social Security Number (SSN), privacy status, and internal compliance, and the relationship between the private data and other portfolios.

It is critical that you can very quickly assess which other applications use, or are impacted by, privacy data. Impact analysis of a new regulation on your IT systems can be straightforward and drama free. You'll save time and money, as well as control risks.

The screenshot displays the barometerIT Social Security Number (SSN) dashboard. The interface includes a search bar and filters for CAPABILITY TYPE, LIFECYCLE STATE, CONTENT STATUS, ENTERPRISE APPROVAL, and ROOT. A table lists related capabilities with columns for REF ID, NAME, CAPABILITY DOMAIN, CAPABILITY TYPE, and LIFECYCLE STATE. The table shows 5 results, with the first one being '4.1 Process Payments' under the 'Default' domain. A sidebar on the right shows 'Filtered by active Scorecards' with 2 properties flagged as non-compliant.

REF ID	NAME	CAPABILITY DOMAIN	CAPABILITY TYPE	LIFECYCLE STATE
4.1	Process Payments	Default	Capability Level 1 - Group	Advance
2.3.3.4	Enhance customer experience (16537)	APQC6 Retail	APQC6 Activity	Advance
	Financial Planning	MIRA-B (2012) Banking	Capability Level 2 - Process	Advance
	Retail Banking	MIRA-B (2012) Banking	Capability Level 1 - Group	Advance



## USE CASE: Your organization

To be ahead of the curve in this age of technology innovation requires rapid reactions, based on sound data.

One strategy employed by technology innovators and EA leaders involves the use of crowdsourced data. This provides rapid answers and in-depth insights, giving the enterprise a competitive edge.

Constant change and evolution are now the norm. Are you armed with the knowledge to accelerate sound decision making in critical situations such as acquisitions, new technology adoption, and business restructuring?

To help your organization thrive in the fast-paced, ever-changing world of digital business, the right technological solution will transform your enterprise by supporting:

- The alignment of strategy, processes, and people
- A real-time, transparent, and accurate cross-organizational view of large amounts of data, providing a full picture of the organization
- Unification and collaboration, by empowering everyone across the enterprise to participate and communicate information
- Powerful analyses, to help support fact-based decision making

Ask Changepoint how you can have the right solution in place to support your transformation efforts.



## About barometerIT

barometerIT by Changepoint brings unique clarity to your biggest business challenges by providing an “up-to-date blueprint” of your business and IT environment. Help leaders reclaim creative, future-oriented work by reducing the time necessary to support portfolios. Generate actionable information and identify redundancies, streamline processes, rationalize systems, and most importantly, make decisions using real-time information. With barometerIT, create visibility into new opportunities for growth and streamline the innovation process.



## About Changepoint

Changepoint provides Program and Portfolio Management, Enterprise Architecture, and Professional Services Automation solutions that transform business by giving executives, management, and teams new ways to collaborate, align investments, and drive digital transformation and business growth. Our global customers transform chaos into order with solutions that help teams prioritize initiatives and get the job done. Whether you're managing a portfolio of projects, engagements, or applications, Changepoint helps you gain visibility, mitigate risk, and accelerate capacity and velocity in today's changing business landscape.

Visit: [www.changepoint.com](http://www.changepoint.com).