




# The Power of Planview® Enterprise One – Capability and Technology Management

is in the **78,000+** relationships which can be traversed, joining previously unrelated data elements to derive greater insight

-  Portfolio of data (external to Planview® Enterprise One – CTM)
-  "Multi-hop" relationships
-  Portfolio of data (owned by Planview® Enterprise One – CTM)

**70** Internal Organizations in 10 LOBs



## Technology Investment Projects

**1,700** Projects in 6 Portfolios and 60 Sub-Portfolios

**600** Baseline T-Codes categorized for use by Apptio Chargeback

## Installed Technologies with Versions and Lifecycles

**2,000** Software Products with 1,500 versions, in 200 Categories

**7,000** Servers in 6 Environments with 45 OS and 45 Database versions

## Company Goals and Strategies

- 3** Enterprise Goals:
- Customer Centricity
  - Digital Enablement
  - Operational Efficiency

**20** Supporting Strategies

## Business Applications with supporting data

**700** Active applications in 67 Enterprise Reference Architecture Categories

**300** Apps are mapped to underlying Operating Systems and Databases

## Business Capability Models and IT Products

**400** Business Capabilities and 300 Business Functions

**40** Business Products with 700 Versions

**30** IT Product Suites mapped to Applications, Software Products, and Projects